

DEUTZ-FAHR WARRIOR

SERIES



DEUTZ-FAHR EVOLVED

In 2018, Deutz-Fahr launched the most exciting range of 6 cylinder tractors; featuring the latest in technology and design direct from their new state-of-the-art facility in Germany. With a relentless commitment to ensuring they remain at the forefront of the industry, Deutz-Fahr has taken the evolution to the next level launching their new Warrior Series.

The Deutz-Fahr Warrior Series brings you the ultimate tractor with unique individual styling and design, paired with the latest in performance and driver comfort.

We are excited to be releasing this series (ranging from 171-336 HP) across the new 6, 7, 8 and 9 Series range. Key inclusions to this range include that latest Deutz Engines (with no AdBlue or DPF), as well as your choice of RC-Shift or TTV transmissions. All this is finished off with the very latest MaxiVision cabin, ensuring your comfort and convenience is always a priority. As you'll see throughout this brochure, the Warrior Series is packed full of real-world benefits and features.

We all know that a tractor is a key business tool and any key business purchase is never taken lightly, that's why the Warrior Series is so much more than your ordinary tractor.

It's the complete business solution, allowing you to focus on maximising ROI with controlled costings over three years. With a 3 Year Warranty (or 2,500 hours) and a Capped Price Service solution to match, as well as an introductory 0% Finance Package (over three years) – the Warrior Series keeps you in the driver's seat when it comes to managing your finances.

The all new Warrior Series – Deutz-Fahr Evolved.



**General Manager,
Deutz-Fahr Australia**

CONTENTS

- 2. Intro
- 3. The Range
- 4. The Warrior Extras
- 5. Ownership Benefits
- 6. Engine
- 8. RC-Shift Transmission
- 10. TTV Transmission
- 12. Comfort & Convenience
- 14. Connected Farming Systems
- 16. 6 Series RC-Shift & TTV
- 18. 7 Series TTV
- 20. 8 Series TTV
- 22. 9 Series TTV

Images are for illustration purposes only. Consult your dealer for further information. Specifications are accurate at the time of printing: June 2021.



INTRODUCING THE

DEUTZ-FAHR
WARRIOR
SERIES

6165
50KM/H
171HP

6215
50KM/H
226HP

6165
TTV
50KM/H
171HP

6215
TTV
50KM/H
226HP

7250
TTV
50KM/H
246HP

8280
TTV
60KM/H
287HP

9340
TTV
60KM/H
336HP





TOMORROW'S TRACTORS CANNOT BE BUILT WITH YESTERDAY'S TECHNOLOGY.

Deutz-Fahr Warrior tractors are produced in the most modern tractor factory in the world.

Today's farmers and agricultural contractors rely on innovative technology, highest quality standards, ergonomic ease of use and maximum productivity.

Deutz-Fahr's tractor program, ranging from 50 to 340 hp, offers the matching tractor for each and any field of application and farm size: proven configurations to face real-world challenges and a broad selection of practical variants make the Deutz-Fahr tractors unique and top-performance workhorses.

The Warrior Series completes the premium line-up of Deutz-Fahr's high horsepower range manufactured at Deutz-Fahr Land in Lauingen, Germany.

This 90 million euro (A\$138M) purpose built factory opened its doors to production in 2017 and has revolutionised tractor manufacturing.

The L shape building with a covered area of 42000 square metres uses state of the art technology in the areas of assembly and painting ensuring the end product is at the highest standard when it arrives to its new owner.

WHAT IDENTIFIES THE WARRIOR?

In brilliant black, the Deutz-Fahr Warrior edition is designed for farmers and contractors who have the highest demands on themselves and their technology.

For perfectionists who make no compromises, who do their utmost every day and never give up, even when conditions are tough. For individualists who want to stand out from the crowd and demonstrate their uncompromising attitude to the outside world.

Deutz-Fahr has set a new benchmark in terms of technology, design, superior comfort in work, driving and managing implements, and individual special equipment.

Warrior is more than a name for a high-performance tractor.

THE WARRIOR EXTRAS



- Brilliant black colour scheme with Warrior decals
- Exhaust with stainless steel trim
- Worklight package to turn night into day
- Deluxe Grammer dynamic operator's seat
- Double glazed glass technology
- Automatic air-conditioning
- Trimble Powered hydraulic steer GPS

DEUTZ-FAHR **WARRIOR** OWNERSHIP BENEFITS

As a Deutz-Fahr Warrior owner you are not only investing in a premium tractor but you are also entitled to Platinum benefits. Platinum benefits include:



FACTORY WARRANTY

As a Deutz-Fahr Warrior owner you will receive a 3 year / 2500hrs full factory warranty.

Any warranty work needed will be covered by the Deutz-Fahr national dealer network with over 60 dealers nationwide.



CAPPED PRICE SERVICE PLANS

At the time of purchase as a Warrior owner the dealer will give you an option to buy a capped price service plan for 3 years/2500 hrs, whichever comes first. This service plan will give you a fixed cost for servicing including labour, oils and filters during that period. This option can be financed with tractor to make budgeting easier.



FINANCE SOLUTIONS WITH PFG CREDIT

In today's marketplace, businesses consider competitive tailored financing options just as important as the equipment features and benefits when they acquire machinery. PFG Credit offers comprehensive financing programs based on innovative financial products to meet the individual needs of our customers.

The various PFG Credit products available to clients are designed to allow businesses to conserve working capital, budget on a fixed rate and utilise fixed term and fixed repayments to suit their cash flow.

Here are the key benefits of dealing with PFG Credit for a tailored finance solution:

- *Access to latest innovative equipment*
- *Keeping your existing lines of credit intact*
- *Flexible repayment and end-of-term options*
- *Fixed cost of payment eliminates price fluctuations and uncertainty*
- *Easier cash flow forecasting*
- *Simple one-shot loan documentation with fast approval*



ENGINE

TECHNOLOGY FOR OPTIMUM EFFICIENCY.

A choice of engines free of AdBlue and DPF

Designed and built specifically to suit the Australian market, the new 6, 7, 8 and 9 Warrior Series tractors embody all that is synonymous with Deutz engines, yet they are perfectly engineered to be AdBlue and DPF technology free.



Deutz-Fahr's redesign has enabled the Australian farmer to once again use straight diesel.

TRACTOR MODEL	ENGINE TYPE	CYLINDERS/ DISPLACEMENT/ TURBOCHARGER	MAX HORSEPOWER	MAX TORQUE @1500 RPM	FUEL CAPACITY
6165 RC-Shift/TTV	Deutz TCD 6.1	6/6.1 L / SINGLE	171 HP	699 Nm	280 L
6215 RC-Shift/TTV	Deutz TCD 6.1	6/6.1 L / SINGLE	226 HP	889 Nm	280 L RC-Shift 435 L TTV
7250 TTV	Deutz TCD 6.1	6/6.1 L / SINGLE	246 HP	981 Nm	435 L
8280 TTV	Deutz TCD 6.1	6/6.1 L / TWIN	287 HP	1226 Nm	435 L
9340 TTV	Deutz TCD 7.8	6/7.8 L / TWIN	336 HP	1372 Nm	600 L

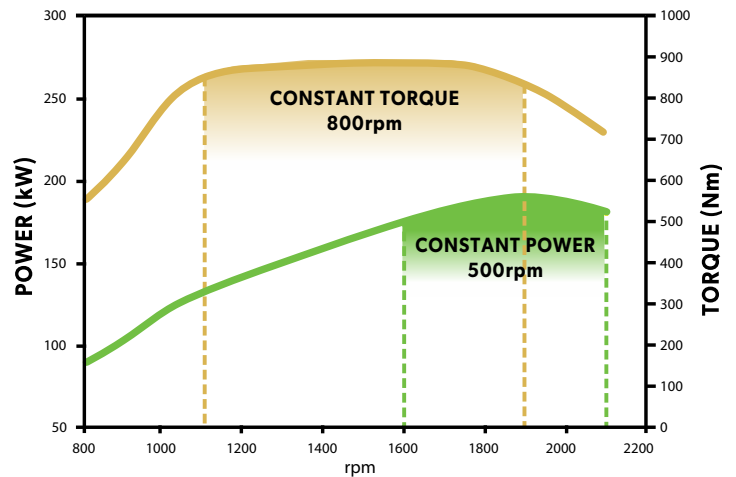
Engine torque - why is this important?



Deutz engines are tuned to provide the best performance during all operations. The engine torque enables the tractor to maintain engine power and vehicle speed.

The Agrotion 6215 Warrior gives an outstanding 800rpm of constant torque, at 94% of maximum torque available. The wide range for constant torque guarantees engine elasticity, therefore less gear shifting.

6 SERIES - 6215



Deutz Common Rail - DCR

Fuel injection technology has evolved since the introduction of combustion engines. Issues with diesel quality have led Deutz to develop a system whereby the common rail injection system is run by either 2 or 3 individual injector pumps.

They are run via the crankshaft, and are lubricated by engine oil rather than the alternative diesel lubricated rotary system, providing a more efficient and reliable system.

The common rail delivers injection pressures of up to 2000 bar, ensuring the finest atomisation, creating effective combustion which results in lower fuel consumption.



Mahle Behr Cooling Package

The engine development was focused on optimising the cooling performance and the service and maintenance access. Deutz-Fahr is again following the strategy to have the easiest and best service access to the cooling package, which makes daily service much easier and comfortable.

The cooling package is a full aluminium solution for great thermal dissipation and the size put into each Warrior tractor is covered for a temperature range from the "Arctic to Sahara". These cooling packages are manufactured by the renowned German auto parts supplier, Mahle Behr.



RC-SHIFT TRANSMISSION

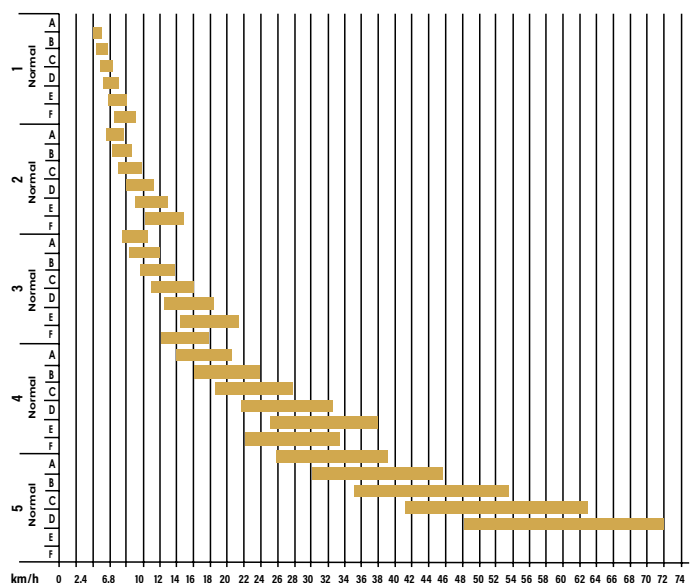
FULLY AUTOMATIC POWERSHIFT.

Using the same mechanical and gearing as the Powershift transmission but employing advanced software and electronics, the new RC-Shift transmission has evolved.

This transmission enables the driving experience of a variable transmission at a fraction of the cost. Equipped with automatic functionality, the desired speed can be selected and the tractor will gear change without the operator's hands leaving the steering wheel.

The operator can control the shifting movement characteristics with an Eco/Power dial. Adjusting the dial changes the shifting parameters made by the tractor's CPU, resulting in a tailored driving experience.

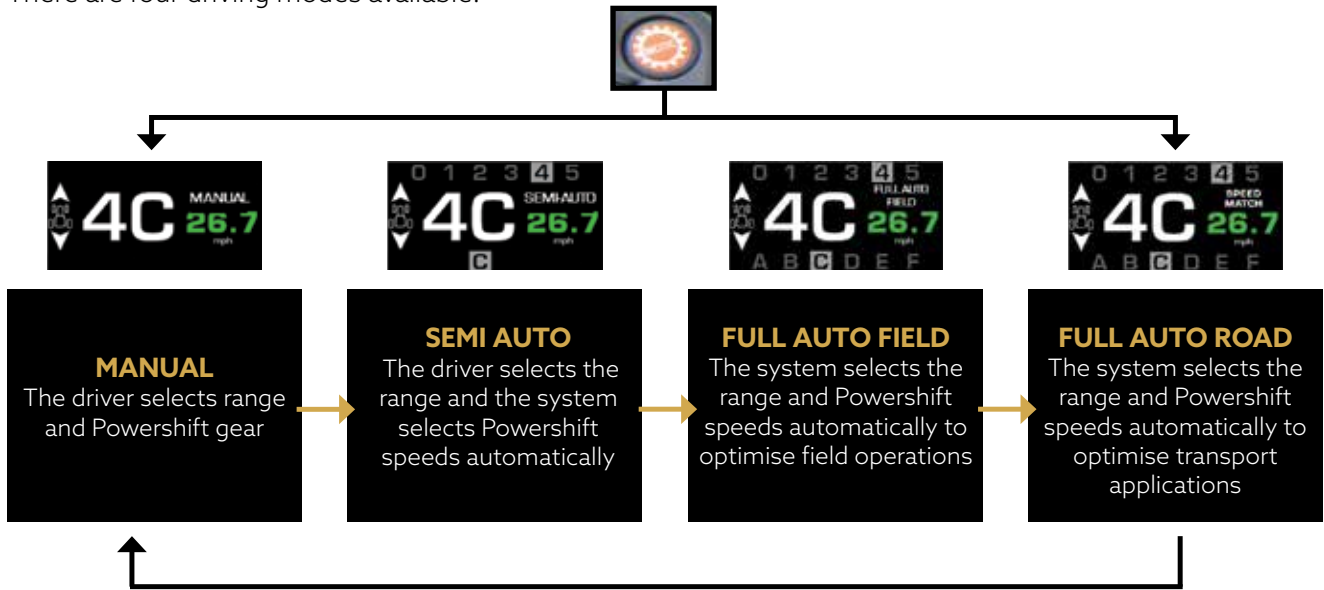
If preferred, driving the tractor in manual can be achieved by using a single lever to control the Powershift and range changes. This transmission is equipped with 54 forward gears and 27 reverse.



The transmission, designed for 72 km/h, allows a reduction in the engine speed at 50 km/h to 1,447 rpm (depending on the tyres).

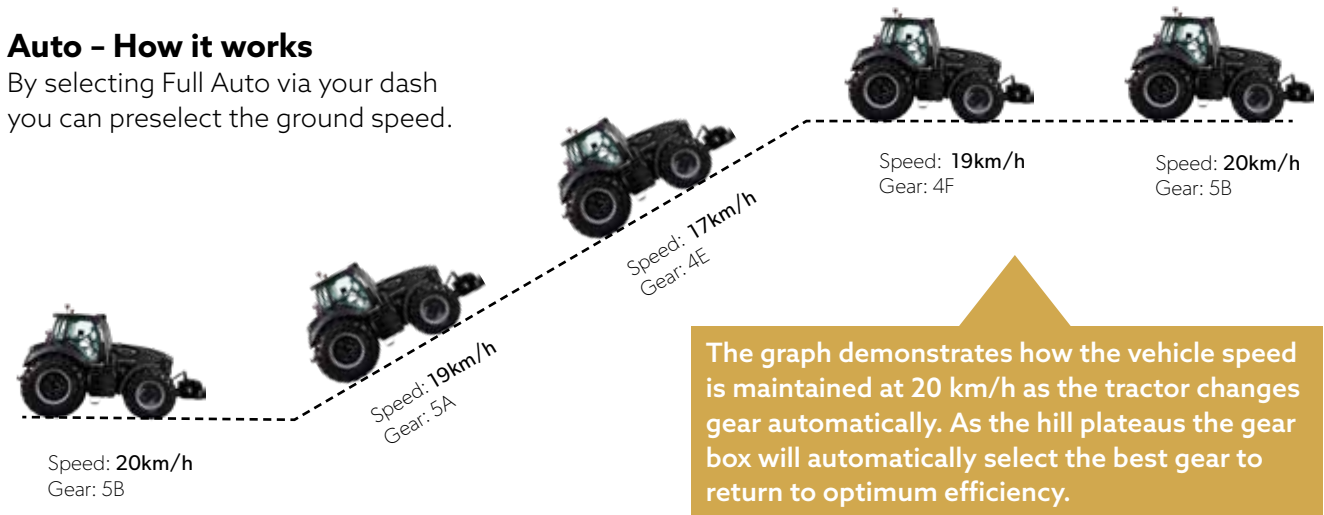
The choice of shifting is yours.

The new RC-Shift transmission provides driver choice depending on task. There are four driving modes available:



Auto - How it works

By selecting Full Auto via your dash you can preselect the ground speed.



Sense Clutch Power Shuttle

The Warrior series is fitted with a wet clutch Powershuttle which enables directional changes without the use of the clutch pedal. The sense clutch is the modulation control set by the operator on the shuttle lever, this allows on how responsive you want the shuttle. There are 5 factory settings to tailor shuttle movements to suit each and every job.



Cruise Control

Cruise control is fitted as standard to all RC transmissions. It enables the speed to be set and the tractor to do the work. This is a great feature when working in the paddock with implements or traveling from one job to another on the road.



RC-Shift MaxCom Armrest

The RC-Shift MaxCom armrest controller makes operating the tractor even more relaxing and intuitive. All driving controls are at your fingertips with the ability to change gears gear and direction of travel without your hand leaving the Controller. Other work functions such as Rear remotes, cruise control and linkage are also built in to make the job easier.



TTV TRANSMISSION

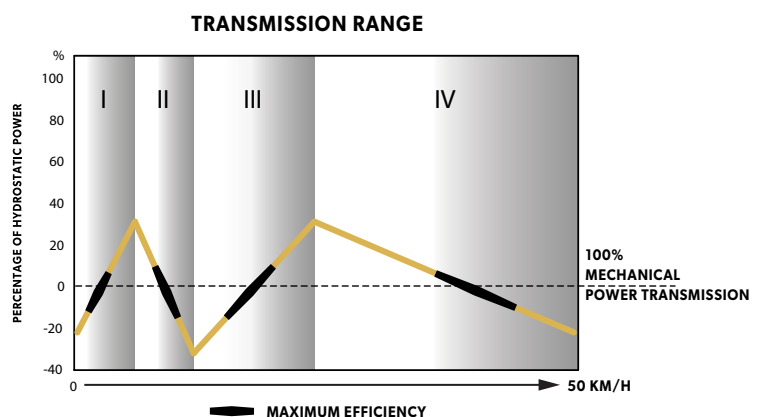
EFFICIENT, SMOOTH & POWERFUL.

Is it easy to operate, easy to drive and efficient? These are major concerns for the Deutz-Fahr development team. The TTV transmission can be driven after seconds of sitting in the seat. The stepless ZF Smatic S240HD transmission is for those looking for exact speeds to match any application.

The fully electronically controlled engine and regulated transmission combine to provide maximum productivity and comfort; a technological synergy, in which the efficiency built into every component of the powertrain optimises the all-round performance of the machine, creating added value for the user.

The TTV transmission combines the efficiency of mechanical components with the comfort and smoothness of a hydrostatic system. This efficient and reliable system is capable of varying speeds between 0 and 60 km/h. During field work and at speeds of 7-15 km/h, 80% of mechanical component is used. During transport at 50 km/h approximately 90% is utilised.


These operating principles allow the TTV transmission to respond rapidly with the required speed, ensuring a smooth, effortless drive in all conditions, with significant benefits in terms of operator comfort, efficiency and safety.



How does the TTV transmission work?

Since the evolution of the Deutz-Fahr TTV transmission back in 2001 they have used the driving modes to give the best performance from the tractor while making it easy to use. The TTV transmission is equipped with three driving modes,

Auto - Driver selects the vehicle speed and engine power will adapt and change automatically depending on load. An Eco-Power dial is standard where engine rev range can be dialed in to make the tractor perform at its best.



PTO - This is selected for any PTO driven implements. The engine speed will stay at set rpm and the driver can adjust vehicle speed depending on conditions. A PTO droop mode is standard, this function allows the tractor to automatically reduce forward speed to maintain engine rpm when the tractor experiences higher loads.

Manual - This is when the driver has full manual control and the engine and transmission are not automatically controlled.



Cruise Control

In Auto and PTO modes the driver can select two vehicle cruise control speeds. This is a great feature when manoeuvring around headlands.

Like the car cruise control vehicle speed can be adjusted in increments, with the MaxCom joystick to drive to working conditions.

POWERZERO

Further versatility and comfort is assured by the fitting of the "POWERZERO" feature. It allows the tractor to stop temporarily, simply by releasing the accelerator pedal without activating the brakes, the shuttles or clutch pedal (even on slopes or with a trailer).



COMFORT & CONVENIENCE

PROVIDING A NEW LEVEL OF COMFORT.

Do you work long hours and dread spending an extended time in the cabin? Thanks to the high level of comfort of the Warrior Series you never want to get off, even on long working days!

The new Warrior Series is a working machine with a great level of comfort even on demanding jobs. Cab suspension, computerised analysis of airflows, the use of high-quality materials and the spaciousness of the cab of the Warrior Maxivision II cabin creates an inviting, comfortable and productive working environment. The ergonomic design of the controls, the logical layout and the clearly presented information make driving the tractor that much easier and safer.

The cab is detached from the newly designed bonnet, which keeps the heat, vibrations and noise out of the cab and raises the driver's comfort to a new high-class level. Due to the new MaxView windscreen and the large windows to the side and rear of the tractor, the driver has the best overview and control of all implements.

The new analog, colour digital and TFT technology of the InfoCentrePro provides clear information to the operator in all situations. Thanks to the mini-MMI all tractor settings can easily be adjusted. To maximise the air flow and the comfort for the drive in the MaxiVision cab, the air conditioning has been completely reworked and optimised.

Air-conditioning grids are mounted on the top of the fans to reduce the noise of the air flow, by keeping the high flow. Moreover, two additional air outlets are integrated in the steering column for a better air distribution inside the cab.



Grammer Comfort Seat

For a long day's work you need a comfortable seat. The Grammer seat fitted to the Warrior is fitted as standard with dynamic damping system, pneumatic lumbar support, heater, lateral suspension and wide comfortable seat base. The TTV variants also get swivel.



Carpet Floor Mat

When purchasing a car, floor mats are part of the deal. The same goes for the brilliant new Warrior Series. The carpet floor mat will protect your tractor and dampen noise inside the cabin.



InfoCentre Pro Digital Display

With the new InfoCentrePro Deutz-Fahr sets the benchmark for drivers' information systems. The new analog, colour digital and TFT technology of the InfoCentrePro provides clear information to the operator. Additionally, thanks to the mini-MMI the operator can easily adjust the tractor settings.



MaxCom Armrest Control

The MaxCom armrest control is fitted on all Warrior Series tractors. It is intuitive and simple to use, making driving and operating easy. Majority of tractor functions can be used without the your hand leaving the joystick controller and programmable buttons are standard for tailoring a specific task. The armrest is fully adjustable, ensuring the most ergonomic position for the driver.



Acoustic Technology

Double glazed rear glass panel, material choice in floor mat and a detached hood lowers noise and vibrations in cabin dramatically. This raises the driver's comfort to a new high class level, for example the 8280 TTV Warrior model's maximum noise level is 69dB (A)



Storage and Fridge

All Warrior tractors are standard with fridge compartment to keep your drink bottle cool. There are four other storage compartments built inside the cabin to accommodate items needed for the task at hand. A fold down passenger seat incorporates a workbench and a phone holder is also standard.



Bluetooth MP3 Player

Using a tractor for long periods of time can be a strenuous task and the driver needs to have a decent entertainment system to listen to their favourite tracks or sport and keep up to date with the news of the world. Standard fitment is a high end MP3 player with Bluetooth connectivity and hands free kit.



WOLP Lighting Package

All Warrior tractors are fitted with a deluxe lighting package to bring night to day. All lights are controlled centrally inside the cabin with Deutz-Fahr's WOLP system. This system allows the operator to turn all lights in work groups or segments with easy identifiable switches. The WOLP system is equipped with a coming home function where lights will stay on for a certain time after tractor is switched off.



Automatic Climate Control

It is not just a digital display but an intuitive system whereby an ECU manages temperature to the vents, air distribution, fan speed, compressor engagement. The air-conditioning software provides many benefits compared to a manual system resulting not only in better driver comfort but also tractor performance with better engine power and efficiencies.



CONNECTED FARMING SYSTEMS

OPTIMISING YOUR FARMING EXPERIENCE WITH ACCURACY.

Connected Farming Systems (CFS)

Deutz-Fahr's precision agriculture strategy is to simplify farmers operations through user friendly tools that benefit their farming operations with out complexity.

Precision farming practices in Australia lead the world in many ways and with this knowledge the Deutz-Fahr offering meets the needs of the most demanding applications whilst still providing an easy-to-use entry level system so

everyone can use the functions within CFS that suit them.

An open approach to technology integration is key, with open format data, ISOBUS and separate data channels for machinery performance and sensitive agronomic data giving you the ultimate choice on what stays on the console and what is sent to the cloud. Flexibility and a feature rich system.

AGRA-GPS Bridge

Deutz-Fahr Australia have partnered with AGRA-GPS who provide the capability of adding as an option your existing JD console and receiver into your new Deutz-Fahr Warrior tractor and utilising the native steering screen you are familiar with on your JD 2600, 2630 and 4600 consoles. The solution integrates into the tractors electronics to replicate a full factory steering package. The bridge allows a connection between JD precision ag hardware and Deutz-Fahr Warrior tractors like no other including ISOBUS.





Trimble **POWERED**

Trimble®

Trimble Precision Ag products are one of the most in-demand systems in Australia; the new generation Trimble GFX-750™ and NAV-900 is a standard factory option throughout the complete Warrior range. Offering a true Trimble hardware option allows you to continue using a familiar user interface while simplifying any farm data exchange across existing Trimble systems, saving valuable time.

GFX-750™ Console

The 25.6cm touch screen console includes the PIQ interface on an Android operating system, supported apps can be installed for machine utilisation, remote support via TeamViewer® and cloud-based data exchange. The easy-to-learn interface provides great flexibility for different users and requirements.

NAV-900 Receiver

The NAV-900 guidance controller is Trimble's most advanced GNSS receiver to date, built for maximum uptime and a wide range of accuracy options from basic to high precision. This new guidance controller features Trimble's most powerful GNSS engine. It tracks more satellites from more constellations, leading to better reliability and performance in harsh environments.

Trimble Data

Trimble's PIQ interface can directly or via cloud sync import existing farm data from Trimble consoles across the PIQ and FIQ families, import your boundaries and waylines to save valuable time. Additionally, with advanced wayline unlock JD waylines can be imported via USB directly from a JD console to the GFX-750™.

Implement Control

The GFX-750™ comes standard with ISOBUS compatibility to future proof your investment. The ability to have one console controlling your steering, your ISOBUS implement, and cameras ensures your cabin remains clear of clutter, the 25.6cm screen also provides the ideal viewing area and can be divided into different quadrants for maximum flexibility.

RTX Corrections

Trimble has a positioning service for every agricultural need, no matter what you farm, how you farm, or where you are located. Year over year, stay on the line for every application the first time, every time.



ISOBUS & TIM

ISOBUS is the standard communication between modern implements and tractors removing the need for additional cables and consoles meaning less cabin clutter and more efficiency.

Adhering to the ISOBUS AEF standard ensures your CFS system connects seamlessly to industry approved Isobus implements. Deutz-Fahr are world leaders in ISOBUS technology and now bring you features like TIM (Tractor Implement Management) allowing a bidirectional control of tractor and implement. As a result, the implement can automatically control certain tractor functions. This includes driving speed, hydraulic valves, hitch, and PTO. TIM is the key element for higher efficiency, less fatigue, and a better working result.

NB: Optional iMonitor3 needs to be fitted for TIM functionality.



EasySteer

The EasySteer feature that is fitted to all Warrior tractors is the hydraulic steer valve that gives you automatic steering when a precision ag system is fitted.

When this feature is activated not only does it activate automatic steering but speeds up the steering orbital flow which reduces the number of revolutions of the steering wheel to achieve full lock.

This is great feature when doing a lot of headland work.

FOR ALL TASKS ON THE FARM, IN THE FIELD OR ON THE ROAD, THE QUESTION IS: "HOW COMFORTABLE SHOULD A TRACTOR BE?" THE 6 SERIES WARRIOR FROM DEUTZ-FAHR HAS THE ANSWER: "AS COMFORTABLE AS YOU WANT IT TO BE."

6 SERIES RC-SHIFT & TTV

BUILT WITH RESPECT FOR INDIVIDUAL REQUIREMENTS.

The agricultural industry is highly diverse with each individual operation having its own specific success strategy. Some go for size while for others the focus is on specialisation in milk production, livestock, or arable farming. Others successfully adopt a mixed approach based on soil, climate conditions and market opportunities.

Whether it is a large, medium or small operation, through a contractor or a local authority, however diverse the profile, they all have one thing in common - they need to be successful.

The tractor technology therefore has to match their working profile perfectly. Ploughing, sowing, transporting, harvesting crops, front loader work - everyone has an individual purpose for their tractor. The same applies to the range of options and equipment. Deutz-Fahr has developed the new 6 Series Warrior to meet all of these requirements.

With five models ranging from 171 to 226 HP, different wheelbases, six cylinder engines, two transmission options and countless additional configuration options, you can customise the best technology mix in this tractor class to suit your needs.

Which Warrior will you choose?



SCAN FOR MORE 6 RC-SHIFT SERIES



SCAN FOR MORE 6 TTV SERIES



SCAN FOR YOUR WARRIOR FRONT END LOADER OPTIONS

TECHNICAL DATA & FEATURES	6165 RC-SHIFT	6165 TTV	6215 RC-SHIFT	6215 RC-SHIFT + FRONT LINKAGE	6215 TTV + FRONT LINKAGE
POWER + PERFORMANCE					
Engine Type	Deutz 6.1L Turbocharged Intercooled Tier 3				
Max Power (kW/HP)	125.8/171		166/226		
Max Torque (Nm)	699		889		
Fuel Capacity (l)	280			435	
DRIVE + HANDLING					
Gearbox Type and Gears	RC-Shift - 54/27	TTV - Infinite	RC-Shift - 54/27		TTV - Infinite
Min Speed (km/h)	0.37	0.2	0.39		0.2
Max Speed (km/h)	50				
Vehicle Speed Cruise Control	1	2	1	1	2
Front Axle Suspension Type	Hydro-pneumatic adaptive dampening system with 120mm travel				
Brakes	Four wheel braking with PowerBrake system				
Wheel Size - Rear	650/65R38		650/65R42		
Wheel Size - Front	540/65R28		540/65R30		
PTO Type	Push button wet multi-disc clutch				
Speeds - Rear	540/540E/1000/1000E				
Speeds - Front	-	-	-	1000	
LIFT + FLOW					
Type	Closed centre load sensing system				
Flow Rate (l/min)	120			160	
Remote Valves (sets)	4 Rear		4 Rear / 1 Front		
Extra Flow Connections	Power Beyond + load sense fitted with two return lines				
3 Point Hitch Type	Agrotronic electronic lift with draft, drop speed, upper limit and radar				
Category	III/II				
Max Lift Capacity - Rear (kg)	9,200		9,700		
Max Lift Capacity - Front (kg)			5,480	5,480	
External Control	Rear lift + 1 aux rear remote			Front + rear lift with 1 aux rear remote	
COMFORT + CONVENIENCE					
Cabin	Warrior Spec MaxiVision II cabin See pg 16/17				
Seats + Type	Warrior Spec See pg 16/17				
Cab Suspension Type	Mechanical sprung with anti-sway system				
Display	Infocentre Pro digital display See pg 16/17				
Driver Control	MaxCom armrest control See pg 16/17				
Acoustic Technology	Detached hood with double glazed rear lower glass panel				
CONNECTED FARMING SYSTEMS					
Hydraulic Steer	Easy Steer quick steer system See pg 14/15				
Precision Ag System	Trimble Powered GFX-750 supplied with NAV-900 - RangePoint ready See pg 14/15				
Implement Connectivity	ISOBUS 11783 and 11786 ready with UT interface See pg 14/15				
WEIGHTS + DIMENSIONS					
Wheelbase (mm)	2,767		2,848		
Length (mm)	4,347		4,937	5,793	
Width (mm)	2,520				
Height (mm)	3,032		3,082		
Weight (kg)	7,600	7,900	8,000	8,330	8,800

DRIVING AND OPERATING COMFORT IS NOT A LUXURY, BUT THE PREREQUISITE FOR MAXIMUM PRODUCTIVITY. WITH THE 7 SERIES WARRIOR, YOU CAN FINISH YOUR WORK BEFORE YOUR WORK FINISHES YOU.



7 SERIES TTV

BEST GERMAN TECHNOLOGY FOR MAXIMUM PRODUCTIVITY.

Economic success is achieved by operations where the focus is on using as little time, money and equipment as possible, over an entire season. Every dollar counts when it comes to saving production costs and running an efficient and successful farming operation.

Deutz-Fahr have developed the 7250 TTV Warrior with a 246 HP engine featuring the typical German characteristics of quality, precision and reliability. These are advanced when it comes to both ecology and economy.

The exceptional comfort of the MaxiVision II cab alongside the intuitive operation with the redesigned armrest, is the beginning of the 7 Series revolutionary working environment. The use of defined precision farming systems sets the bar high in a competitive market while the highly efficient engine and transmission technology puts the 7 Series Warrior in a league of its own. The innovative axles and

brakes ensure maximum ride comfort and maximum safety as well as attachment points which allow use of virtually any implement combination.

Ultimately these features built with highly intelligent German tractor technology create the ideal multi-function vehicle that will result in the increase of productivity in professionally run farms and contract operations.

Don't let the 7 Series Warrior pass you by.

TECHNICAL DATA & FEATURES

7250 TTV + FRONT LINKAGE

POWER + PERFORMANCE

Engine Type	Deutz 6.1L Turbocharged Intercooled Tier 3
Max Power (kW/HP)	181/246
Max Torque (Nm)	981
Fuel Capacity (l)	435

DRIVE + HANDLING

Gearbox Type and Gears	TTV - Infinite
Min Speed (km/h)	0.02
Max Speed (km/h)	50
Vehicle Speed Cruise Control	Two speeds activated on MaxCom lever
Front Axle Suspension Type	Hydro-pneumatic adaptive dampening system with 120mm travel
Brakes	Four wheel braking with PowerBrake system
Wheel Size - Rear	710/70R38
Wheel Size - Front	540/65R34
PTO Type	Push button wet multi-disc clutch
Speeds - Rear	540E/1000/1000E
Speeds - Front	1000

LIFT + FLOW

Type	Closed centre load sensing system
Flow Rate (l/min)	160
Remote Valves (sets)	4 rear
Extra Flow Connections	Power Beyond + load sense fitted with two return lines
3 Point Hitch Type	Agrotronic electronic lift with draft, drop speed, upper limit and radar
Category	III/II
Max Lift Capacity - Rear (kg)	9,200
Max Lift Capacity - Front (kg)	5,000
External Control	Rear lift + 1 aux rear remote

COMFORT + CONVENIENCE

Cabin	Warrior Spec MaxiVision II cabin fitted with heated electric side mirrors <i>See pg 16/17</i>
Seats + Type	Warrior Spec <i>See pg 16/17</i>
Cab Suspension Type	Mechanical sprung with anti-sway system
Display	Infocentre Pro digital display <i>See pg 16/17</i>
Driver Control	MaxCom armrest control <i>See pg 16/17</i>
Acoustic Technology	Detached hood with double glazed rear lower glass panel

CONNECTED FARMING SYSTEMS

Hydraulic Steer	Easy Steer Quick Steer system <i>See pg 14/15</i>
Precision Ag System	Trimble Powered GFX-750 supplied with NAV-900 - RangePoint ready <i>See pg 14/15</i>
Implement Connectivity	ISOBUS 11783 and 11786 Ready with UT interface <i>See pg 14/15</i>

WEIGHTS + DIMENSIONS

Wheelbase (mm)	2,868
Length (mm)	4,575
Width (mm)	2,550
Height (mm)	3,173
Weight (kg)	9,700

INTEGRATED FRONT LINKAGE + PTO



ISOBUS + POWER BEYOND CONNECTIONS



MAX COMFORT DYNAMIC SEAT WITH SWIVEL



MAXCOM ARMREST CONTROL



ELECTRONIC PARK BRAKE



SCAN FOR MORE 7 SERIES



WHEN YOU ARE WORKING LONG HOURS YOU NEED THE RIGHT SUPPORT. THE NEW 8280 TTV WARRIOR IS YOUR POWERFUL WORKING MACHINE WITH THE PERFECT TECHNOLOGY MIX FOR A WIDE RANGE OF TASKS.



8 SERIES^{TTV}

YOUR RELIABLE, POWERFUL & CONNECTED WORKING MACHINE.

Do you put in long working hours? Are you “always on” when you’re on the farm? Your tractor should be “always on” as well! The new 8280 TTV Warrior is a reliable, powerful and fully connected working machine with the perfect technology mix for professional farmers and contractors. It sets a new standard in terms of operator comfort, acceleration on the road and dynamic driving behavior.

Thanks to the powerful Deutz TTCD 6.1 double turbocharged engine, the tractor generates more power already at lower rpms. Due to the vehicle weight between 9.5 and 10.3 tonnes, an unrivaled power density of 33kg per HP is reached. The high maximum permissible weight of 16 tonnes, available at 60km/h, also allows up to 6.5 tonnes payload which sets the benchmark in this range.

Due to a wide offering of specifications, the 8280 TTV Warrior can be adapted precisely to the customer’s requirements: from open

field to transport and grassland operations to all heavy field or industry requirements.

The 8280 TTV Warrior is also the perfect all-round tractor for modern contractors. The new design features introduced for the cabin ensure an unprecedented level of comfort, creating the ideal working environment for long hours behind the wheel.

It’s time for you to experience this yourself.

TECHNICAL DATA & FEATURES

8280 TTV + FRONT LINKAGE

POWER + PERFORMANCE

Engine Type	Deutz 6.1L Twin Turbocharged Intercooled Tier 3
Max Power (kW/HP)	211/287
Max Torque (Nm)	1226
Fuel Capacity (l)	435

DRIVE + HANDLING

Gearbox Type and Gears	TTV - Infinite
Min Speed (km/h)	0.02
Max Speed (km/h)	60
Vehicle Speed Cruise Control	Two speeds activated on MaxCom lever
Front Axle Suspension Type	Hydro-Pneumatic adaptive dampening system with 120mm travel
Brakes	Four wheel braking with PowerBrake system and dry disc front brakes
Wheel Size - Rear	710/70R42
Wheel Size - Front	600/70R30
PTO Type	Push button wet multi-disc clutch
Speeds - Rear	540E/1000/1000E
Speeds - Front	1000

LIFT + FLOW

Type	Closed centre load sensing system
Flow Rate (l/min)	160
Remote Valves (sets)	4 rear
Extra Flow Connections	Power Beyond + load sense fitted with two return lines
3 Point Hitch Type	Agrotronic electronic lift with draft, drop speed, upper limit and radar
Category	III/II
Max Lift Capacity - Rear (kg)	11,100
Max Lift Capacity - Front (kg)	5,450
External Control	Front and rear lift + 1 aux rear remote

COMFORT + CONVENIENCE

Cabin	Warrior Spec MaxiVision II cabin fitted with heated electric side mirrors <i>See pg 16/17</i>
Seats + Type	Warrior Spec <i>See pg 16/17</i>
Cab Suspension Type	Mechanical sprung with anti-sway system
Display	Infocentre Pro digital display <i>See pg 16/17</i>
Driver Control	MaxCom armrest control <i>See pg 16/17</i>
Acoustic Technology	Detached hood with double glazed rear lower glass panel

CONNECTED FARMING SYSTEMS

Hydraulic Steer	Easy Steer Quick Steer system <i>See pg 14/15</i>
Precision Ag System	Trimble Powered GFX-750 supplied with NAV-900 - RangePoint ready <i>See pg 14/15</i>
Implement Connectivity	ISOBUS 11783 and 11786 Ready with UT interface <i>See pg 14/15</i>

WEIGHTS + DIMENSIONS

Wheelbase (mm)	2,918
Length (mm)	5,100
Width (mm)	2,550
Height (mm)	3,300
Weight (kg)	10,200

TWIN TURBO DEUTZ ENGINE



MAHLE BEHR COOLING PACKAGE



FRONT DRY DISC BRAKES



60KM/H ROAD SPEED



SERVICE AIR CONNECTION POINTS



SCAN FOR MORE 8 SERIES



SAVE FUEL AND REDUCE EMISSIONS AND NOISE POLLUTION WHILE SIMULTANEOUSLY INCREASING PERFORMANCE. THE 9 SERIES WARRIOR MEETS THE HIGHEST ECONOMIC AND ECOLOGICAL REQUIREMENTS.



9 SERIES TTV

DESIGNED TO SIMPLIFY YOUR LIFE. ENGINEERED FOR RESULTS.

In the year 2050, nine billion people will live on earth and they will all need food and energy. This presents a great challenge for the agriculture industry. The area of arable land will not increase but the demand for agricultural products will probably double. These conditions will require a new generation of machinery more efficient than now, for all field work from tilling to sowing.

With the 9 Series Warrior, the Deutz-Fahr engineers have developed a modern, highly intelligent large tractor. It facilitates and accelerates all tasks thanks to its unique operating convenience, automated routine functions and progressive technologies - and all that with the lowest conceivable use of resources.

The highly efficient 336 HP engine powers a continuously variable TTV transmission for precision speeds from 0.2 to 60 km/h at reduced engine speed. The newly developed front axle suspension and dry disc brakes ensure the driver maximum safety.

The striking design was developed in collaboration with Italian design company Giugiaro, something you truly value viewing the tractor in person. There is an impressive rear lifting capacity of 12,000kg and it is built with an electrically opening bonnet for fast access to all maintenance points.

Each individual component is highly innovative making the 9 Series Warrior among the best available on the market.

TECHNICAL DATA & FEATURES

9340 TTV + FRONT LINKAGE

POWER + PERFORMANCE

Engine Type	Deutz 7.8L Twin Turbocharged Intercooled Tier 3
Max Power (kW/HP)	247/336
Max Torque (Nm)	1372
Fuel Capacity (l)	600

DRIVE + HANDLING

Gearbox Type and Gears	TTV - Infinite
Min Speed (km/h)	0.02
Max Speed (km/h)	60
Vehicle Speed Cruise Control	Two speeds activated on MaxCom lever
Front Axle Suspension Type	Hydro-pneumatic adaptive dampening system with 90mm travel
Brakes	Four wheel braking with PowerBrake system and dry disc front brakes
Wheel Size - Rear	IF 800/70R42
Wheel Size - Front	IF 600/70R34
PTO Type	Push button wet multi-disc clutch
Speeds - Rear	540E/1000/1000E
Speeds - Front	1000

LIFT + FLOW

Type	Closed centre load sensing system
Flow rate (l/min)	210
Remote valves (sets)	4 rear
Extra flow connections	Power Beyond + load sense fitted with two return lines
3 Point Hitch Type	Agrotronic electronic lift with draft, drop speed, upper limit and radar
Category	III
Max Lift Capacity - Rear (kg)	12,000
Max Lift Capacity - Front (kg)	5,000
External Control	Rear lift + 2 aux rear remotes

COMFORT + CONVENIENCE

Cabin	Warrior Spec MaxiVision II cabin fitted with heated electric side mirrors <i>See pg 16/17</i>
Seats + Type	Warrior Spec <i>See pg 16/17</i>
Cab Suspension Type	Pneumatic with anti-sway system
Display	Infocentre Pro digital display <i>See pg 16/17</i>
Driver Control	MaxCom armrest control <i>See pg 16/17</i>
Acoustic Technology	Detached hood with double glazed rear lower glass panel

CONNECTED FARMING SYSTEMS

Hydraulic Steer	Easy Steer Quick Steer system <i>See pg 14/15</i>
Precision Ag System	Trimble Powered GFX-750 supplied with NAV-900 - RangePoint ready <i>See pg 14/15</i>
Implement Connectivity	ISOBUS 11783 and 11786 Ready with UT interface <i>See pg 14/15</i>

WEIGHTS + DIMENSIONS

Wheelbase (mm)	3,153
Length (mm)	5,268
Width (mm)	2,750
Height (mm)	3,500
Weight (kg)	12,000

FRONT DRY DISC BRAKES



INFOCENTRE PRO DIGITAL DASH



FRONT LINKAGE WITH PTO



LED FRONT HEADLIGHTS



AUTO LIFTING BONNET



SCAN FOR MORE 9 SERIES





DEUTZ-FAHR
WARRIOR

DEUTZ-FAHR

EVOLVED

CALL YOUR WARRIOR EXPERT TODAY

1 800 789 6333